

29th September 2017

Investment Objective

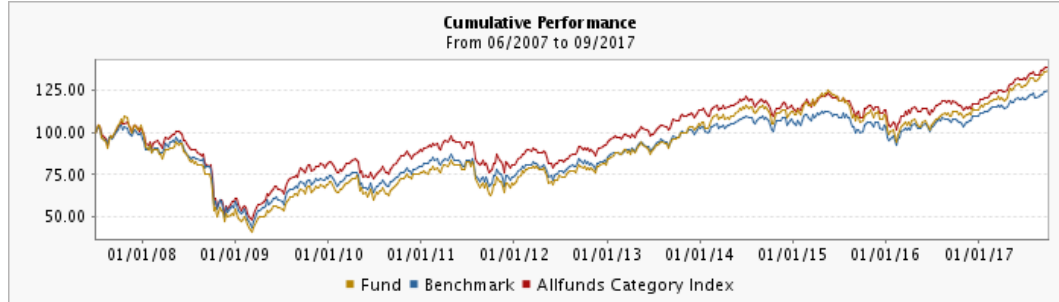
The Fund aims to provide long-term capital growth primarily through investment in shares of companies around the world that are believed to offer above average opportunities for capital gains.

Classification

Allfunds Category Global General Eq.
European Fund Classification -

Cumulative Performance

Benchmark MSCI WORLD (USD)

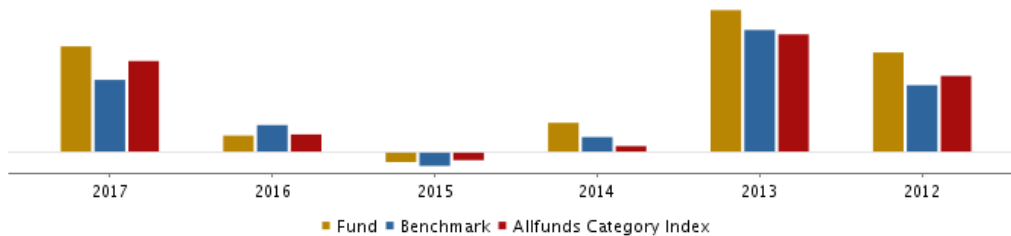


	Daily	Weekly	1 month	3 months	6 months	1 year	3 years	5 years	Inception
Fund	0.55 %	0.15 %	3.40 %	7.16 %	13.08 %	22.43 %	21.94 %	73.09 %	36.52 %
Benchmark	0.41 %	0.30 %	2.85 %	4.22 %	7.74 %	16.33 %	17.53 %	52.54 %	24.85 %
Allfunds Category Index	0.37 %	-0.08 %	2.34 %	4.56 %	10.73 %	16.95 %	19.73 %	53.54 %	38.35 %

Annualized Return

	2017 (YTD)	2016	2015	2014	2013	2012
Fund	20.86 %	3.23 %	-2.01 %	5.76 %	28.04 %	19.67 %
Benchmark	14.24 %	5.32 %	-2.74 %	2.93 %	24.10 %	13.18 %
Allfunds Category Index	17.99 %	3.48 %	-1.63 %	1.16 %	23.27 %	15.04 %

Annual Performance
From 2012 to 2017



Quarterly Performance

	2017	2016	2015	2014	2013	2012
Quarter 1	6.57 %	-2.96 %	4.64 %	4.15 %	7.61 %	15.62 %
Quarter 2	5.84 %	-2.21 %	2.00 %	3.85 %	-0.17 %	-6.94 %
Quarter 3	7.16 %	8.35 %	-11.91 %	-2.49 %	7.71 %	6.38 %
Quarter 4	-	0.40 %	4.22 %	0.27 %	10.65 %	4.55 %

Statistics

Calculation period 3 years. Data calculated with daily values

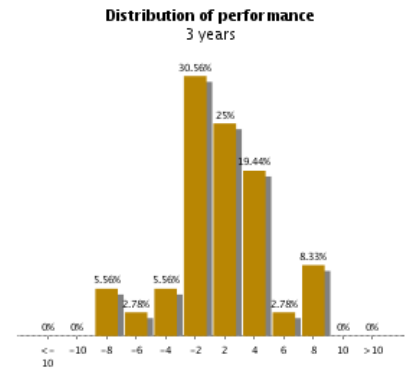
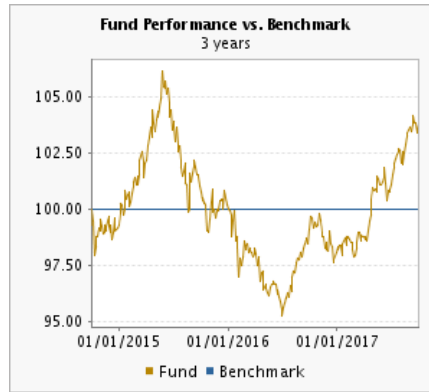
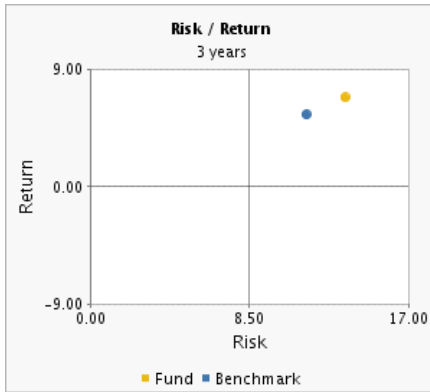
	Annualized Return	Volatility	Sharpe Ratio	Maximum Drawdown	Correlation	R2	Beta	Alpha	T.E.	Info Ratio	Jensen Alpha	Treynor Ratio
Fund	6.83 %	13.27 %	0.53	-25.19 %	0.92	0.85	1.06	0.98 %	5.26 %	0.25	1.07 %	6.67
Benchmark	5.53 %	11.53 %	0.50	-18.88 %								

Overview

Fund Benchmark	MSCI AC World NR (MSCI World NR pre 01/01/2011)
Inception	29/06/2007
Code	
ISIN	LU0345770308
Currency	
Class A	USD
Domicile	Luxembourg
UCI Name	INVESTEC GLOBAL STRATEGY FUND
Legal Structure	SICAV
CNMV	-
UCITs	Yes
Minimum Investment	
Initial	3,000 USD
Subsequent	750 USD
Fees	
Management	1.50%
Distributions	-
Performance	-
OCF	(10/03/2017)
	1.93%
Initial Max.	5.00%
Exit Max.	0.00%
AUM	
AUM Date	29/09/2017
Fund	1,608.9906 (mill.) USD
Class	186.8212 (mill.) USD

29th September 2017

Charts



Sources

INVESTEC AM LTD (LU): , UCI, Fund Benchmark, Inception, Dividends, Currency, ISIN, Initial Max., Exit Max., Annual Mgmt. Fee, Distribution Fee, Performance, Minimum initial, Minimum Subsequent, AUM (mill.), Investment Objective, Prices used to calculate Performance and Statistics, Risk, Portfolio Breakdown, Fund Name, Domicile, OCF.

Allfunds Bank: Fund Type, Allfunds Category, Comparative Benchmark selection, Returns, Statistics, Charts.

Bloomberg: Comparative Benchmark prices.

European Fund Classification: European Fund Classification.

However, we have not independently verified the information obtained from these sources and so do not guarantee that it is accurate, adequate or complete.

Disclaimer

This document does not constitute a public offer of securities in the United Arab Emirates and is not intended to be a public offer. This document is for information and illustrative purposes only; it is not an offer or solicitation to buy or sell any investment. ADCB will not be held liable for the information provided in this document which has been obtained from and prepared by 3rd party sources. This document should be read in conjunction with the Fund Prospectus, TermSheet and Subscription Agreement. Information included in this document is based on past performance; current valuation may be higher or lower and Return on Investment and Principal Amount value will fluctuate. Past performance does not guarantee future results. Investment products are not bank deposits and are not guaranteed by ADCB, they are subject to investment risks, including possible loss of principal amount invested. This Fund is not intended for sale to US persons. Please refer to ADCB Terms & Conditions for Investment Services.